

How The Village of Pound Will Comply

The Village of Pound Water Utility asks all customers to implement the recommendations outlined in this brochure. Utility staff will be inspecting service connections and plumbing at the time of scheduled meter replacement.

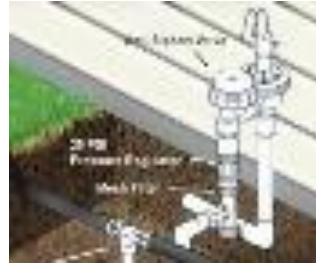
Hose Bibb with recommended self-draining Vacuum Breaker Backflow Preventer ASSE #1011



All homeowners should use hose bibb vacuum breakers on all outdoor spigots. They are available in many hardware stores, online for less than \$8 or from the Village Utility Dept. for a cost.

Residents are not allowed to immerse any type of hose or faucet fixture that is attached to the home's plumbing unless it has its own backflow preventer device. Anyone with an in-ground sprinkler or irrigation system will be required to have an approved, testable backflow prevention device on lawn irrigation systems. They must also provide proof that the backflow prevention device has been inspected by a certified tester.

Most lawn irrigation installers and local plumbers can provide these services.



The Village of Pound Utility Staff is permitted by NR 810.15 and SPS 382.41, Wisconsin Administrative Code to conduct future inspections of residence connected to the water system and requires the installation of backflow prevention devices as needed.

Who Do I Contact To Ask Questions Or Report Back Siphonage?

Staff will be contacting you to schedule an appointment to replace meters and will also perform the cross-connection inspection at this time. Please respond to our request promptly, and call or email us with any concerns you have.

Village of Pound Utility

2002 County Q * Pound, WI 54161

Phone: 920-897-4307

Fax: 920-897-2808

www.villageofpound.com

Scott Fuelle, #38770

920-591-1548

Email: vopdpw@hotmail.com

Village of Pound

Public Utility



Cross Connection Control

&

Backflow Prevention

**Residential Inspections
And
Household Protection Tips**

What is Backflow

Water systems depend on water pressure to keep water flowing in the proper direction through the pipes. However, anything that causes a drop in water pressure can create a reverse flow from a homeowner's plumbing system back into the public water system. This is called **backflow**.

For example, if you have a garden hose submerged to fill a bucket, Jacuzzi, fish tank, etc., and the water system suddenly loses pressure, the flow of water can be reversed, sucking any contaminants in that water backwards into the system.

A **cross-connection** is any physical connection between a possible source of contamination and the public water system. For example, if a homeowner uses an old well for outdoor watering, it cannot in any way be connected to pipes that are connected to the Village of Pound Water System. Even with a valve in place, it is **ILLEGAL**.

What Are Examples of Cross-Connections & Backflow

*Soapy water or other cleaning compounds back siphoned into your water supply plumbing through a faucet or hose submerged in a bucket or laundry basin.

*A hose submerged in a swimming pool creates a pathway for pool water to enter your water supply plumbing.

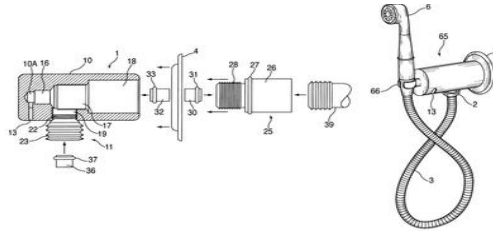
*Fertilizers/pesticides back siphoned into your water supply plumbing through a garden hose attached to a fertilizer/pesticide sprayer.

*Chemicals/pesticides & animal or bird droppings drawn into your water supply plumbing from a lawn irrigation system with submerged nozzles.

*Bacteria/chemicals/additives present in a boiler system back siphon into the water supply plumbing.

*A connection made between a private well supply & the water being supplied by a public water system through the water supply plumbing.

Hand-held shower head requires the proper installation of visible standard hose connection Backflow Preventer Device ASSE #1014.

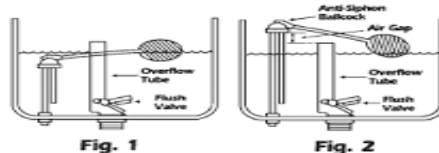


What Can You Do To Prevent Backflow?

- *Be aware of & eliminate cross-connections.
- *Maintain air gaps. Do not submerge hoses or place them where they could become submerged.
- *Use hose bib vacuum breakers on fixtures: hose connections in the basement, laundry room & outside.
- *Make sure toilets have anti-siphon ballcock assemblies.
- *Install approved testable backflow prevention devices on lawn irrigations systems.
- *Install an approved testable backflow prevention device at your home's water service connection.
- *Do not create a connection between an auxiliary water system (well, cistern, body of water) & the water supply plumbing.

ASSE #1002 approved ball cock assembly is required in all toilets.

Fig. 1 - Not Approved Fig. 2 - Approved



Who Is Responsible?

In Wisconsin, the responsibility for preventing backflow is divided. In general, state and local plumbing inspectors have authority over plumbing systems within buildings while NR 810.15 and SPS 382.41, Wisconsin Administrative Code and water suppliers regulate protection of the distribution system at each service connection.

Water customers have the ultimate responsibility for properly maintaining their plumbing systems. It is the homeowner's or other customer's responsibility to ensure that cross-connections are not created and that any required backflow prevention devices are tested yearly and are in operable condition.

What Is The Law?

NR 810.15 and SPS 382.41, Wisconsin Administrative Code (formerly Comm 82.41) require public water suppliers to protect their water systems from cross-connections and prevent backflow situations. Public water suppliers must conduct cross-connection control inspections of their water customers' property to evaluate cross-connection hazards.

If a homeowner is found to have a potential or actual cross-connection contamination hazard, the customer will be required to eliminate the hazard and/or install an appropriate backflow prevention device at the service connection and/or at the hazard.

Why Is The Village of Pound Especially Vulnerable?

Because our system is so small, there is much less water volume than there would be in a larger system to dilute contaminants. Therefore, the Village of Pound Utility is being proactive & protecting their customers with this program, as well as following state & federal codes. We would like to thank you for your support & apologize for any inconvenience.